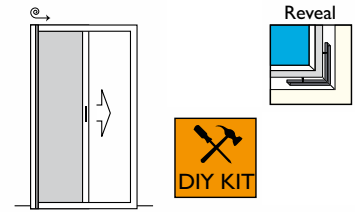




# Pleated Door Screen - DIY Kit



## Features

- Side mounted retractable screen with pleated mesh.
- Reveal Fit only. If your door opens outwards the screen will be fitted on the inside and vice versa.
- Magnetic closer bar.
- White powder coated aluminium profiles.
- Low profile bottom rail only 7mm.
- Black pleated insect mesh.


## Benefits

- Easy to install, simple to operate.
- Suitable for home use.
- DIY Kit - experienced required

Maximum kit width: 1000mm

Maximum kit heights: 1990mm, 2090mm, or 2290mm

For double doors up to 2000mm two kits can be used.



Pleated mesh and low profile bottom track

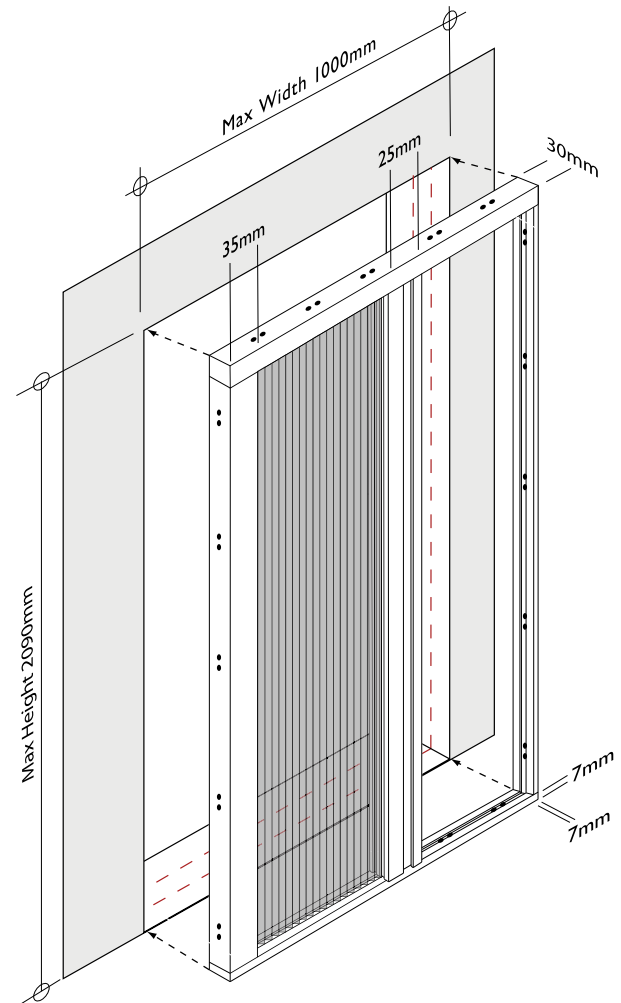


Diagram for reveal fit

## Measuring for Reveal Fit

Measure the minimum width and height of the aperture. We suggest you take the measurements in three places and use the smallest.

Width: Aperture = \_\_\_\_\_ mm

Height: Aperture = \_\_\_\_\_ mm

Please order the appropriate size kit.

**Important:** During assembly the height of the kit can only be reduced to the next size kit:

1990mm can only be reduced by 100mm to 1890mm high.

2090mm can only be reduced by 100mm to 1990mm high.

2290mm can only be reduced by 200mm to 2090mm high