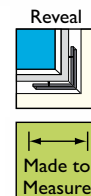
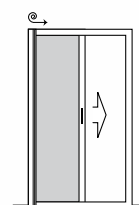




Roller Door Screen Wind Resistant Range Side Mounted - Pull Across



Features

- Reveal fits inside or outside. If your door opens outwards the screen will be fitted on the inside and vice versa. Suitable for single doors only.
- The screen is extended - pulled across - using a handle on the profile and is held in place by a magnetic strip.
- Cartridge and side tracks in white powder coated aluminium.
- Maximum size for single roller door, 1500mm wide x 2200mm high.
- Grey insect mesh only.

Benefits

- Anti-wind brush strips hold the mesh firmly in the top and bottom tracks even in windy conditions, making this our most robust roller screen.
- Mesh screen retracts smoothly into its cartridge when not in use.
- Ideal for use in the office or at home.
- Easy access to open and close windows and doors.
- Made-to-measure (supplied ready for you to fit).
- The pull across screen has a section of track along the bottom; if it is being used to screen a door the track should be fitted against the threshold. It may be necessary to raise the threshold or even create one.

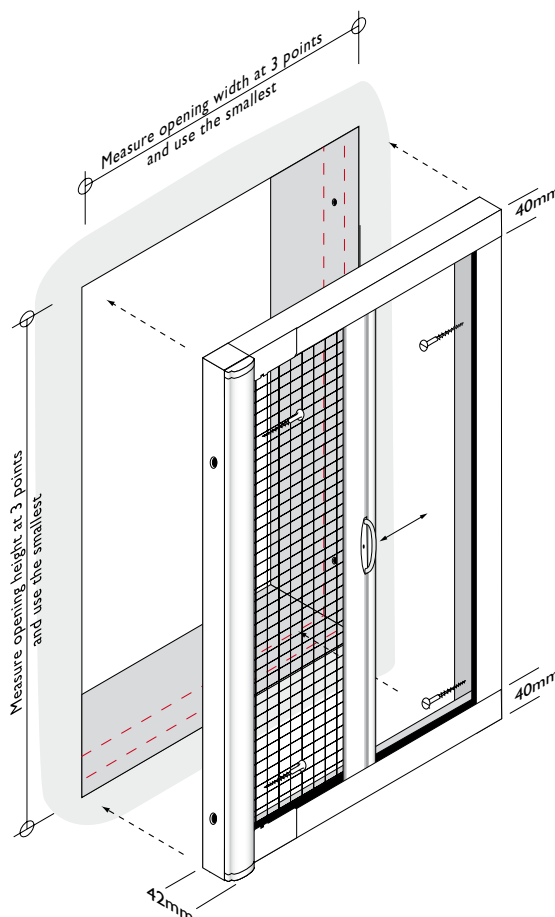
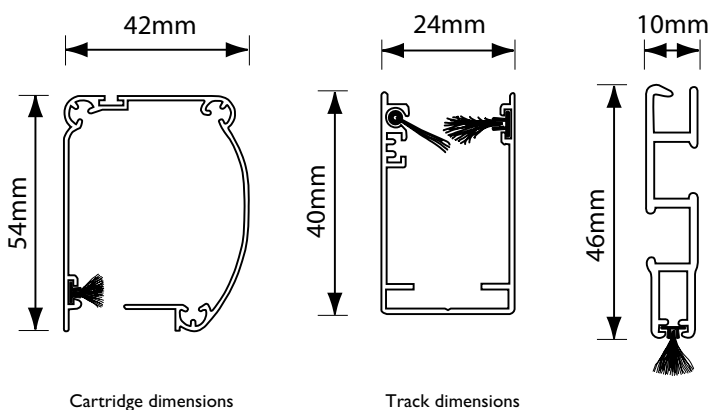


Measuring for Reveal Fit

Measure the minimum width of the aperture; we suggest you take three measurements – top, middle and bottom. Use the smallest measurement. Measure the minimum height of the aperture; we suggest you take three measurements – left, middle and right. Use the smallest measurement. Made-to-measure – we will make to the exact size you give us.

Width: Smallest width of aperture = _____ mm

Height: Smallest height of aperture = _____ mm



[Go to web page](#)